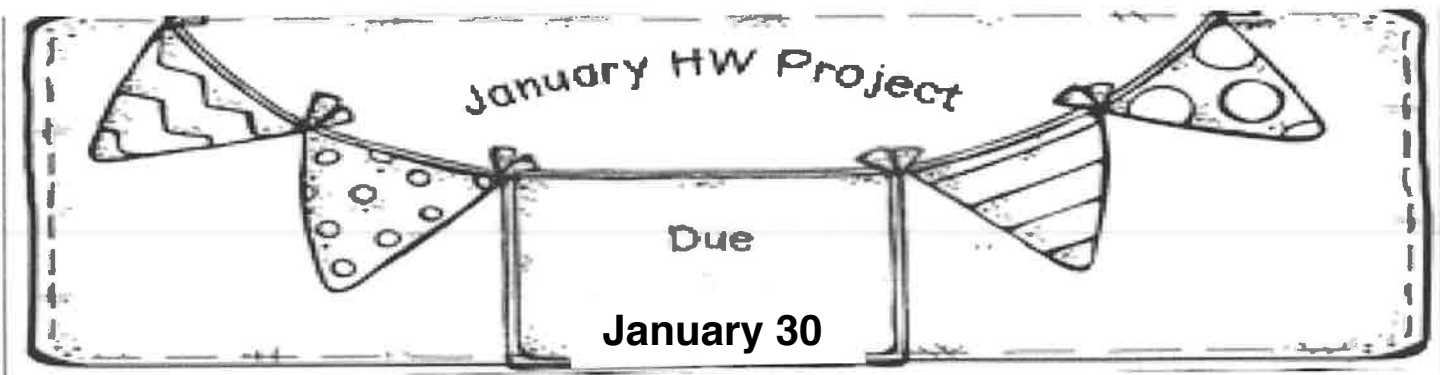


Name _____



Subtraction Salute Card Game

(Face cards are worth 11)

How to play: Two players are the "team players" and one player is the "coach." Deal half a deck to each teammate. To begin the game, both teammates salute the coach by holding one of their cards up to their forehead (they can't see the card they're holding but the other two players can).

The coach (the only one who can see both cards) adds the two numbers together and says the sum aloud. Each teammate then takes that sum, subtracts the number her opponent is holding, and calls out the value of the card she can't see. Whoever calls out the correct number first gets to keep both cards. Play ends when time runs out or someone wins all the cards.

Story of the Three Whales

Our class read a true adventure story, "The Story of the Three Whales." We learned three California gray whales got trapped under a sea of ice off the coast of Alaska. Your child can tell you that many people showed kindness by trying to rescue the whales. Finally a huge Russian ice-breaker broke through the ice to free the whales. Two of the three whales survived and swam to freedom while the people cheered. This story taught us just how strong water in its frozen, solid state of ice.

This month your child will do a simple activity at home that will help your child understand the whales' situation very clearly. **Materials Needed:** small plastic bowl, small plastic toy, water

Directions:


1. Take a small plastic bowl and fill it with cold water.
2. Drop a small plastic toy into the water, to represent one of the whales.
3. Place the bowl in the freezer.
4. A few days later, take the bowl out of the freezer. Observe the hard ice that covers the "whale."
5. Discuss how the ice is difficult to break. Ask your child to list common household tools that could be used to break the ice and free the "whale."
6. Then ask your child to tell you what tools and machines the people in the "The Story of the Three Whales" used to apply enough force to break through the ice. (answer: axes, chainsaws, ice-poles, bulldozer, concrete torpedo, ice-breaker)

Write a paragraph describing the story you read.

Write a second paragraph describing how you freed "your whale".

Make sure you start with topic sentences and use transition words.

Organize Your Writing into Paragraphs



Start with a topic sentence

Examples

- **The Story of the Three Whales is about....**
- **In 1988...**
- **Did you know in Barrows, Alaska...**

Add at least 3 details


*
*
*

Use transition words

After	All in all	As soon as	Before
Finally	First	Last	Later
Next	Second	Since	Suddenly
Then	To begin	When	During

Close your paragraph with an ending

Finally....
In conclusion....
I learned....



Handwriting practice lines consisting of multiple sets of three horizontal lines (top solid, middle dashed, bottom solid) for letter formation.

Name _____ Date _____ Number _____

[illegible]